



Swimming New Zealand



200m Backstroke Wo... Final

2023 Apollo Projects NZ Age Group S...

Points Swimmers Files Scoreboard

Session 1 Wed 09:10 AM	Session 2 Wed 05:40 PM	Session 3 Thu 09:10 AM	Session 4 Thu 05:40 PM	Session 5 Fri 09:10 AM	Session 6 Fri LIVE	Session 7 Sat 09:10 AM	Session 8 Sat 05:40 PM
-----------------------------	-----------------------------	-----------------------------	-----------------------------	-----------------------------	---------------------------------	-----------------------------	-----------------------------

Session 6 Friday 05:40 PM	
18	05:40 PM 200m Backstroke Men Final
19	06:03 PM 200m Backstro... LIVE
20	06:28 PM 400m Individual Medley M...
21	07:04 PM 400m Individual Medley W...
22	08:06 PM 100m Freestyle Men Final
107	08:21 PM 100m Freestyle Men Multi...
23	08:26 PM 100m Freestyle Women Fi...
108	08:41 PM 100m Freestyle Women M...
24	08:46 PM 4x50m Medley Mixed - 15 ...
240	08:56 PM 4x50m Medley Mixed 16 & ...

18 **200m Backstroke Men Final** Official

Qualified Summary

1 **Final 13 years** Official

heat Started at: 05:36 PM

Lane	Competitor	Age	Club	RT	FINA	Rank	Result
2	Donald Tian	13	Coast...	+0.63		5	2:26.68 Entry: 2:30.50 (- 3.82)
	50m: 32.79		100m: 1:10.78 (37.99)				
	150m: 1:49.06 (38.28)		200m: 2:26.68 (37.62)				
3	Oban Willia...	13	Fairfie...	+0.66		4	2:25.42 Entry: 2:27.40 (- 1.98)
	50m: 33.07		100m: 1:10.59 (37.52)				
	150m: 1:49.22 (38.63)		200m: 2:25.42 (36.20)				
4	Seb Segers	13	United...	+0.63		1	2:18.60 Entry: 2:22.56 (- 3.96)
	50m: 31.94		100m: 1:07.43 (35.49)				
	150m: 1:43.41 (35.98)		200m: 2:18.60 (35.19)				
5	Declan Broa...	13	Pirate...	+0.66		2	2:21.26 Entry: 2:26.42 (- 5.16)
	50m: 32.73		100m: 1:08.49 (35.76)				
	150m: 1:45.44 (36.95)		200m: 2:21.26 (35.82)				
6	Lucas Bell	13	Tasm...	+0.80		3	2:22.56 Entry: 2:28.38 (- 5.82)
	50m: 34.67		100m: 1:10.46 (35.79)				
	150m: 1:47.81 (37.35)		200m: 2:22.56 (34.75)				
7	Ashish Bavi...	13	Roskill...	+0.60		6	2:30.62 Entry: 2:33.08 (- 2.46)
	50m: 34.01		100m: 1:11.05 (37.04)				
	150m: 1:50.69 (39.64)		200m: 2:30.62 (39.93)				

2 **Final 14 years** Official

heat Started at: 05:41 PM

Lane	Competitor	Age	Club	RT	FINA	Rank	Result
0	Caign Boon...	14	St Pau...	+0.60		7	2:20.52 Entry: 2:23.87 (- 3.35)
	50m: 31.74		100m: 1:06.92 (35.18)				
	150m: 1:43.24 (36.32)		200m: 2:20.52 (37.28)				
1	Pieter Van B...	14	Jasi S...	+0.61		9	2:22.58 Entry: 2:22.44 (+ 0.14)
	50m: 32.02		100m: 1:07.97 (35.95)				
	150m: 1:44.56 (36.59)		200m: 2:22.58 (38.02)				
2	Elwin Bao	14	North...	+0.60		4	2:15.77 Entry: 2:21.04 (- 5.27)
	50m: 31.57		100m: 1:05.91 (34.34)				
	150m: 1:40.61 (34.70)		200m: 2:15.77 (35.16)				
3	Chrissander...	14	New C...	+0.66		3	2:15.25

	50m: 31.11 150m: 1:40.15 (34.93)	100m: 1:05.22 (34.11) 200m: 2:15.25 (35.10)			
4	Max Cave	14 Aqua... +0.75	2	2:11.44 Entry: 2:15.21 (- 3.77)	
	50m: 29.64 150m: 1:38.21 (35.04)	100m: 1:03.17 (33.53) 200m: 2:11.44 (33.23)			
5	Ariel Muchir...	14 Swim ... +0.69	1	2:10.83 Entry: 2:15.89 (- 5.06)	
	50m: 31.04 150m: 1:38.16 (33.88)	100m: 1:04.28 (33.24) 200m: 2:10.83 (32.67)			
6	Osbert Gu	14 Phoe... +0.71	5	2:18.06 Entry: 2:19.60 (- 1.54)	
	50m: 31.19 150m: 1:42.75 (36.57)	100m: 1:06.18 (34.99) 200m: 2:18.06 (35.31)			
7	Mitchell Ellis	14 Liz va... +0.77	6	2:19.69 Entry: 2:21.92 (- 2.23)	
	50m: 31.65 150m: 1:44.18 (37.23)	100m: 1:06.95 (35.30) 200m: 2:19.69 (35.51)			
8	Preston Wa...	14 Phoe... +0.63	8	2:22.14 Entry: 2:22.97 (- 0.83)	
	50m: 33.22 150m: 1:46.26 (37.05)	100m: 1:09.21 (35.99) 200m: 2:22.14 (35.88)			
9	Jack Rust	14 Stratf... +0.62	10	2:30.98 Entry: 2:24.95 (+ 6.03)	
	50m: 33.43 150m: 1:52.35 (40.58)	100m: 1:11.77 (38.34) 200m: 2:30.98 (38.63)			

3 Final 15 years				Official		
heat	Started at: 05:45 PM					
Lane	Competitor	Age	Club	RT	FINA Rank	Result
0	Finlay McN...	15	Blenh... +0.59	9	2:27.15 Entry: 2:24.08 (+ 3.07)	
	50m: 32.72 150m: 1:48.15 (38.58)	100m: 1:09.57 (36.85) 200m: 2:27.15 (39.00)				
1	Hans Haufe	15	North... +0.60	6	2:15.90 Entry: 2:22.76 (- 6.86)	
	50m: 30.90 150m: 1:41.58 (35.48)	100m: 1:06.10 (35.20) 200m: 2:15.90 (34.32)				
2	Alfie Weath...	15	Kiwi ... +0.48	6	2:14.45 Entry: 2:18.66 (- 4.21)	
	50m: 31.00 150m: 1:39.91 (34.58)	100m: 1:05.33 (34.33) 200m: 2:14.45 (34.54)				
3	Yeenok Zha...	15	Phoe... +0.54	3	2:14.36 Entry: 2:16.85 (- 2.49)	
	50m: 30.74 150m: 1:39.59 (34.36)	100m: 1:05.23 (34.49) 200m: 2:14.36 (34.77)				
4	Hamish Gid...	15	Jasi S... +0.69	2	2:12.06 Entry: 2:13.78 (- 1.72)	
	50m: 31.64 150m: 1:38.91 (33.61)	100m: 1:05.30 (33.66) 200m: 2:12.06 (33.15)				
5	Harrison Ja...	15	Viking... +0.58	1	2:10.09 Entry: 2:14.86 (- 4.77)	
	50m: 29.91 150m: 1:37.16 (34.15)	100m: 1:03.01 (33.10) 200m: 2:10.09 (32.93)				
6	Tyson Lynch	15	Viking... +0.59	7	2:16.43 Entry: 2:17.13 (- 0.70)	
	50m: 31.11 150m: 1:41.12 (35.76)	100m: 1:05.36 (34.25) 200m: 2:16.43 (35.31)				
7	Ethan Stocks	15	Roskill... +0.56	5	2:14.82 Entry: 2:19.29 (- 4.47)	
	50m: 30.79 150m: 1:41.74 (36.31)	100m: 1:05.43 (34.64) 200m: 2:14.82 (33.08)				
8	Zac Alexan...	15	Pirate... +0.76	8	2:23.44 Entry: 2:23.15 (+ 0.29)	
	50m: 32.77 150m: 1:46.95 (37.40)	100m: 1:09.55 (36.78) 200m: 2:23.44 (36.49)				
9	Beau Nichol...	15	Howic... +0.66	10	2:31.92 Entry: 2:29.11 (+ 2.81)	
	50m: 33.47 150m: 1:52.63 (40.87)	100m: 1:11.76 (38.29) 200m: 2:31.92 (39.29)				

4 Final 16 years				Official	
heat	Started at: 05:50 PM				


Lane	Competitor	Age	Club	RT	FINA	Rank	Result
0	Brandon Ho...	16	Phoe...	+0.60		8	2:15.98 Entry: 2:18.14 (- 2.16) 50m: 31.32 100m: 1:06.11 (34.79) 150m: 1:41.30 (35.19) 200m: 2:15.98 (34.68)
1	Josh Carroll	16	Kiwi ...	+0.72		6	2:15.42 Entry: 2:17.31 (- 1.89) 50m: 31.29 100m: 1:06.40 (35.11) 150m: 1:40.77 (34.37) 200m: 2:15.42 (34.65)
2	Ethan MacD...	16	Hamil...	+0.64		3	2:09.96 Entry: 2:13.92 (- 3.96) 50m: 30.32 100m: 1:03.02 (32.70) 150m: 1:36.43 (33.41) 200m: 2:09.96 (33.53)
3	James Cros...	16	United...	+0.67		2	2:09.24 Entry: 2:12.99 (- 3.75) 50m: 29.87 100m: 1:02.50 (32.63) 150m: 1:35.84 (33.34) 200m: 2:09.24 (33.40)
4	Jasper Corn...	16	Coast...	+0.61		1	2:08.34 Entry: 2:09.32 (- 0.98) 50m: 29.14 100m: 1:01.53 (32.39) 150m: 1:35.45 (33.92) 200m: 2:08.34 (32.89)
5	Liam Rees	16	Alexa...	+0.64		4	2:10.19 Entry: 2:12.28 (- 2.09) 50m: 30.46 100m: 1:04.39 (33.93) 150m: 1:37.63 (33.24) 200m: 2:10.19 (32.56)
6	Daniel Willia...	16	Swim...	+0.55		5	2:10.31 Entry: 2:13.08 (- 2.77) 50m: 31.42 100m: 1:04.46 (33.04) 150m: 1:37.77 (33.31) 200m: 2:10.31 (32.54)
7	Jamie Hant...	16	Phoe...	+0.70		10	2:17.67 Entry: 2:16.85 (+ 0.82) 50m: 31.88 100m: 1:06.41 (34.53) 150m: 1:42.67 (36.26) 200m: 2:17.67 (35.00)
8	Matthew Zh...	16	Phoe...	+0.54		9	2:16.75 Entry: 2:17.36 (- 0.61) 50m: 31.38 100m: 1:05.75 (34.37) 150m: 1:41.23 (35.48) 200m: 2:16.75 (35.52)
9	Liam Woods	16	St Pau...	+0.63		7	2:15.67 Entry: 2:18.28 (- 2.61) 50m: 31.93 100m: 1:05.83 (33.90) 150m: 1:41.41 (35.58) 200m: 2:15.67 (34.26)



5 Final 17-18 years

heat Started at: 05:54 PM

Official

Lane	Competitor	Age	Club	RT	FINA	Rank	Result
0	Caleb Ruaw...	17	North...	+0.64		8	2:19.43 Entry: 2:22.67 (- 3.24) 50m: 31.16 100m: 1:05.97 (34.81) 150m: 1:42.07 (36.10) 200m: 2:19.43 (37.36)
1	Thomas Lo...	18	Evoluti...	+0.69		7	2:18.36 Entry: 2:18.98 (- 0.62) 50m: 31.89 100m: 1:07.64 (35.75) 150m: 1:43.08 (35.44) 200m: 2:18.36 (35.28)
2	Callum Loc...	18	Viking...	+0.59		5	2:13.60 Entry: 2:16.69 (- 3.09) 50m: 30.32 100m: 1:03.88 (33.56) 150m: 1:38.70 (34.82) 200m: 2:13.60 (34.90)
3	Angus Blair	17	Come...	+0.68		2	2:10.98 Entry: 2:13.31 (- 2.33) 50m: 30.06 100m: 1:03.68 (33.62) 150m: 1:37.58 (33.90) 200m: 2:10.98 (33.40)
4	Joseph Kor...	17	Murih...	+0.59		1	2:09.30 Entry: 2:12.73 (- 3.43) 50m: 30.22 100m: 1:02.14 (31.92) 150m: 1:35.16 (33.02) 200m: 2:09.30 (34.14)
5	Ethan Cone	18	Aqua...	+0.63		4	2:12.83 Entry: 2:12.81 (+ 0.02) 50m: 30.76 100m: 1:04.48 (33.72) 150m: 1:38.76 (34.28) 200m: 2:12.83 (34.07)
6	Ethan Buch...	17	Pirate...	+0.72		6	2:13.77 Entry: 2:15.13 (- 1.36) 50m: 30.60 100m: 1:04.61 (34.01) 150m: 1:39.66 (35.05) 200m: 2:13.77 (34.11)

7	 Max Gardiner	18	Whare... +0.60	3	2:11.49 Entry: 2:17.16 (- 5.67)
	50m: 30.21		100m: 1:03.47 (33.26)		
	150m: 1:37.47 (34.00)		200m: 2:11.49 (34.02)		

8	 Ben Isles	18	 Aqua... +0.61	9	2:20.03 Entry: 2:19.25 (+ 0.78)
	50m: 31.88		100m: 1:07.11 (35.23)		
	150m: 1:43.48 (36.37)		200m: 2:20.03 (36.55)		